

ROBUS®

EMERGENCY

DESMOND LED

1.5W, IP20



RDD1P5LC-01



RDD1P5LO-01

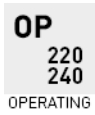
PRODUCT INFORMATION DOCUMENT

FEATURES

- Energy efficient recessed LED emergency downlight with LiFePO4 battery
- Complete kit prewired with plug & play connectors comprising LED downlight, control gear and battery pack
- Provides 3 hour emergency discharge duration
- Green colour LED Indicator included

CONSTRUCTION

- Downlight - White powder coated die-cast aluminium housing with stainless steel ceiling retaining spring clip and polycarbonate lens
- Control gear – White polycarbonate housing
- Battery pack – White polycarbonate housing



Product Code:	RDD1P5LC-01	RDD1P5LO-01
Comparable to:	20W halogen	20W halogen
Total Power (W):	1.4	1.3
Power Factor:	0.39	0.39
Total Light Output (lm):	NA	NA
Total Emergency Light Output (lm):	170	170
Efficacy (lm/cctW):	NA	NA
Lux at 1m (lux):	NA	NA
Emergency Lux at 1m (lux):	30	20
CCT (K):	5700	5700
CRI:	70	70
IP:	20	20
Operation Temperature (°C):	0 ≤ Ta ≤ +40	0 ≤ Ta ≤ +40
Inrush Current:	6.56A/144us	6.56A/144us
RG Value:	0	0
SDCM:	<6	<6
P _{ST} LM:	NA	NA
SVM:	NA	NA
Energy Class:	NA	NA
Rated Life to L70B50 (Hrs):	40000	40000
Dimensions (Control Gear) LxWxH (mm):	173x30x22	173x30x22
Dimensions (downlight) ØxH (mm):	40x23	40x23
Cut out (mm):	32-35	32-35
Weight (kg):	0.18	0.18

Separate Control Gear Information		
Type of Light Source:	NA	NA
Full Load Efficiency (%):	NA	NA
P _{NET} (W):	NA	NA
Dimensions (mm):	NA	NA

Product is certified to all the relevant standards.

Please contact our technical department for market specific compliances.

PLEASE NOTE: INFORMATION IN THIS DOCUMENT MAY BE SUBJECT TO CHANGE WITHOUT PRIOR NOTICE

IRE: TEL: +353 1 709 9000
 UK: TEL: 0800 973 220
 AUS: TEL: +61 7 3890 5444
 NZ: TEL: +64 03 668 5285

WEB: ROBUS.COM
 WEB: ROBUS.COM
 WEB: ROBUS.COM.AU
 WEB: ROBUSLED.CO.NZ

LED GROUP EUROPE · UK · AUSTRALIA · NEW ZEALAND · ASIA · MIDDLE EAST · AFRICA

Cone Illuminance Diagram

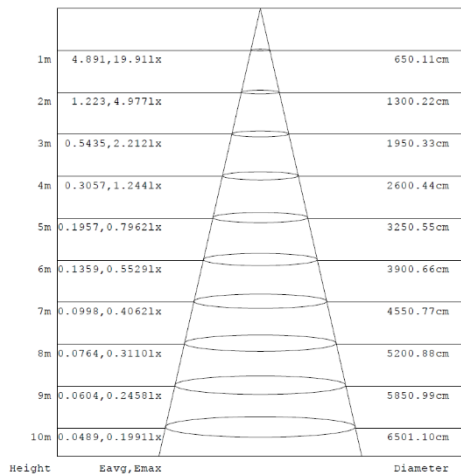
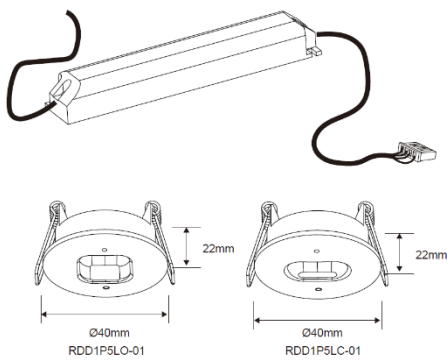


Diagram for RDD1P5LC-01 in 5700K. Other diagrams available on request

Dimension Diagram



Sensor Data

Time Off Delay:	NA
Illuminance Switching Range:	NA
Sensitivity Range (%):	NA
Mounting Height (max):	NA
Detection Zone Diameter (max):	NA

Polar Intensity Diagram

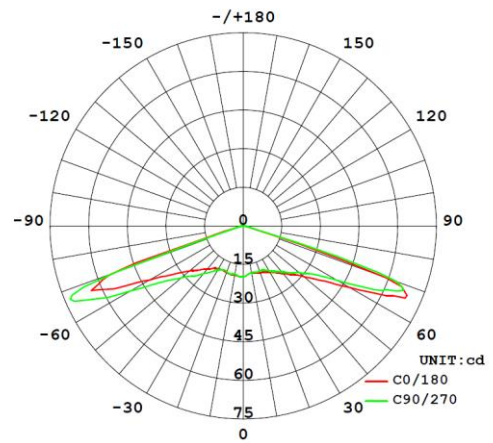


Diagram for RDD1P5LC-01 in 5700K. Other diagrams available on request

Accessories

NA